

HERO
FUTURE
ENERGIES

July 4, 2019

BSE Limited
P. J. Towers,
Dalal Street, Fort,
Mumbai - 400 001

Sub: Submission pursuant to Regulation 82(3) of SEBI (Listing Obligations and Disclosure Requirements) Regulations, 2015 for the month of June 2019

Ref: Scrip Code: 951286; Scrip ID: 1175BGEL20; ISIN:INE03ON07027 (Series - 1B)
Scrip Code: 951287; Scrip ID: 1175BGEL24; ISIN:INE03ON07035 (Series - 1C)

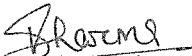
Dear Sir,


Please find enclosed herewith information pursuant to Regulation 82(3) of the SEBI (Listing Obligations and Disclosure Requirements) Regulations, 2015 for the month of June 2019.

This is for your information and records.

Thanking you,

Yours faithfully,
For Bhilwara Green Energy Limited


Viput Sharma
Company Secretary



Encl.: As above

BHILWARA GREEN ENERGY LIMITED
(CIN NO. – U74899DL1995PLC066321)

Registered Office: PLOT NO. 201, THIRD FLOOR, OKHLA INDUSTRIAL ESTATE, PH-III, NEW DELHI – 20, INDIA

Corporate Office: 202, THIRD FLOOR, OKHLA INDUSTRIAL ESTATE, PH-III, NEW DELHI – 20, INDIA

Landline No. : +91 11 49598000; Fax No. : +91 11 49598022

Email:- secretarial@herofutureenergies.com; Website:- www.herofutureenergies.com

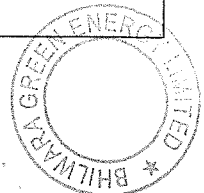
BHILWARA GREEN ENERGY LIMITED

Re: Scrip Code: 951286; Scrip ID: 1175BGEL20; ISIN: INE030N07027 (Series – 1B)
Scrip Code: 951287; Scrip ID: 1175BGEL24; ISIN: INE030N07035 (Series – 1C)

Disclosures for the month of June 2019

A. Snapshot			
A1. Pool snapshot			
Originator	Bhilwara Green Energy Limited	Total billing during the month	Rs. 1.0967 Crore
SPDE	Bhilwara Green Energy Limited	Total collections during the month	Rs. 1.0967 Crore
Asset class(es)	All Moveable and Immoveable Property of the Company	Cumulative collections efficiency ratio	100%
Deal structure (Par/Premium)	Par	Excess Spread percentage	-
Original Pool size	Rs 177.4436 Crore	Change in reserve account balance	-
Current Pool size	Rs 109.57 Crore (approx)	Number of loans prepaid or foreclosed during the month	NIL
Original Weighted Average Life	114 months (April, 2024)	Amount of loans prepaid or foreclosed during the month	NIL
Current weighted average life	58 months (April, 2024)	Original weighted average LTV	100%
Door-to-door maturity	114 months	Current weighted average LTV	100%
Initial weighted average seasoning	-	Total number of overdue loans	NIL

A2. Tranche snapshot		
Particulars	A2 Tranche	A3 tranche
Tranche Class Name	IL & FS Infrastructure Debt Fund Series 1B	IL & FS Infrastructure Debt Fund Series 1C
ISIN	INE030N07027	INE030N07035
Stock exchange	BSE Ltd.	BSE Ltd.
Legal Maturity of tranche	DECEMBER, 2020	APRIL, 2024
Rating agency	ICRA Limited	ICRA Limited
Original Rating	[ICRA] BBB+	ICRA BBB+
Current Rating	ICRA BBB	ICRA BBB
Record Date	14 th June, 2019	14 th June, 2019
Payment Date (Interest)	27 th June, 2019	27 th June, 2019
Coupon rate	11.75%	11.75%
Principal excess/shortfalls	NIL	NIL
Interest excess/shortfalls	NIL	NIL



14

B. Pool level details


Note:- The asset classes are defined as Asset class-1, Asset Class-2 etc. for illustration purposes. The asset class (E.g. Home loans/two-wheeler loans,etc.) shall be named as such in the respective columns

B1. Loan details						
Particulars	Asset Class-1		Asset Class-2		Total	
	Number of loans	Value of loans	Number of loans	Value of loans	Number of loans	Value of loans
Original Number /value of Loans	3	Rs 177.4436 Crore	NIL	NIL	3	Rs 177.436 Crore
Loans- opening balance		Rs 113.56 Crore	NIL	NIL		Rs 113.56 Crore
Loans Naturally terminated		NIL	NIL	NIL		NIL
Loans Prepaid		NIL	NIL	NIL		NIL
Loans Foreclosed		NIL	NIL	NIL		NIL
Loans- Closing balance		Rs 109.57 Crore	NIL	NIL		Rs 109.57 Crore

B2. Yield, maturity & LTV details			
Particulars	Asset Class-1	Asset Class-2	Total
Original Weighted Average Yield or Coupon	11.75%	NIL	11.75%
Current Weighted Average Yield or Coupon	11.75%	NIL	11.75%
Original Weighted Average Maturity	9 YEARS, 6 MONTHS	NIL	9 YEARS, 6 MONTHS
Current Weighted Average Maturity	4 YEARS, 10 MONTHS	NIL	4 YEARS, 10 MONTHS
Original Loan to Value (LTV) Ratio	100%	NIL	100%
Current Loan to Value (LTV) Ratio	100%	NIL	100%
Door-to-door maturity	9 Years, 6 months	NIL	9 Years, 6 months


B3. Credit enhancement details	
Excess Spread Percentage	NIL
Excess Spread Amount	NIL
Over collateral, if any	
Nature of credit enhancement facilities – whether guarantee/ deposit/ overdraft/others. If others, please specify	N.A.
- Liquidity facility*	N.A.
- First Loss Facility	N.A.
- Second Loss facility	N.A.
Liquidity facility	N.A.
- Opening Balance / Guarantee available at beginning of the month	N.A.
- Closing Balance / Guarantee available at end of the month	N.A.
First Loss facility	N.A.
- Opening Balance / Guarantee available at beginning of the month	N.A.
- Closing Balance / Guarantee available at end of the month	N.A.
Second Loss facility	N.A.
- Opening Balance / Guarantee available at beginning of the month	N.A.
- Closing Balance / Guarantee available at end of the month	N.A.
<i>Change in reserve account balance</i>	N.A.

*The Company has DSRA FDR of Rs 1.10 Crore lien in favour of Security Trustee for the Benefit of NCD holder and IFC.



NK

B4. Waterfall mechanism	
Receipts	
Collections pertaining to current billing	NIL
Collections pertaining to previous overdues	NIL
Prepayment collection	NIL
Collection of prepayment premium	NIL
Other collections net of deductions	NIL
Liquidity facility - Utilization for current payout	NIL
First Loss facility - Utilization for current payout	NIL
Second Loss facility- Utilization for current payout	NIL
Total Receipts	NIL
Payments	
Statutory / regulatory dues	Rs.0.8531 Crore
Costs/ charges incurred by Trustee	-
Costs/ charges incurred by Designated Bank	-
Liquidity Facility Fee / Interest	-
Collection and Processing Agent	-
Miscellaneous	Rs.0.0941 Crore
Payment to Senior Contributors	
A2 Tranche (Interest)	Rs. 0.3256 Crore
A3 Tranche (Interest)	Rs. 0.7711 Crore
Payment to Subordinate Contributors (Interest on Sub NCD)	
A1 Tranche	-
A2 Tranche	-
Payment of excess to Residual Contributors / Subordinate Payouts	-
Payments to Liquidity Facility	-
Payments to Second Loss Facility	-
Payments to First Loss facility	-
Total Payments	Rs. 2.0439 Crore



B5. Future Cash Flows Till Maturity

Series 1B

Repayment %*	FY	Date of Payment	Repayment Amount (In Rs)	Repayment Amount (In Rs million)	
9	FY 2020	31-Oct-19	79,849,658.00	79.850	
		31-Dec-19	39,924,829.00	39.925	119.774
10	FY 2021	30-Jun-20	44,360,921.00	44.361	
		31-Oct-20	88,721,842.00	88.722	
		31-Dec-20	44,360,921.00	44.361	177.444
		Total(A)	297,218,171.00	297.218	297.218

Series 1C

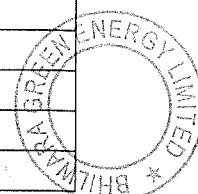
Repayment %*	FY	Date of Payment	Repayment Amount (In Rs)	Repayment Amount (In Rs million)	
11	FY 2022	30-Jun-21	48,796,978.00	48.797	
		31-Oct-21	97,593,956.00	97.594	
		31-Dec-21	48,796,978.00	48.797	195.188
12	FY 2023	30-Jun-22	53,233,067.00	53.233	
		31-Oct-22	106,466,133.00	106.466	
		31-Dec-22	53,233,067.00	53.233	212.932
12	FY 2024	30-Jun-23	53,233,067.00	53.233	
		31-Oct-23	106,466,133.00	106.466	
		31-Dec-23	53,233,067.00	53.233	212.932
10	FY2025	25-Apr-24	177,443,554.00	177.444	177.444
		Total (B)	798,496,000.00	798.496	798.496

Total(A+B)	1,095,714,171.00	1,095.714	1,095.714
-------------------	-------------------------	------------------	------------------

Note: *Repayment % given above are percentage of Total NCD amount, i.e., Rs. 177.44 crore.

B6. Collection efficiency report

	Asset Class-1	Asset Class-2	Total
Cumulative billing			
Cumulative collections	Rs 177.4436 Crores (Outstanding Rs 109.57 Crore)	NIL	Rs 177.4436 Crore (Outstanding Rs 109.57 Crore)
Current billing	NIL	NIL	NIL
Billing pertaining to > 90 DPD contracts	NIL	NIL	NIL
Billing pertaining to repossessed contracts	NIL	NIL	NIL
Billing pertaining to < 90 DPD	NIL	NIL	NIL
Current collections [excluding prepayments and other collections]	NIL	NIL	NIL
Collections pertaining to > 90 DPD contracts	NIL	NIL	NIL
Collections pertaining to repossessed contracts	NIL	NIL	NIL
Collection pertaining to < 90 DPD	NIL	NIL	NIL
Prepayment collection	NIL	NIL	NIL
Collection of prepayment premium	NIL	NIL	NIL
Other collections net of deductions	NIL	NIL	NIL
Closing overdues	NIL	NIL	NIL
Closing pertaining to repossessed contracts	NIL	NIL	NIL
Overdues pertaining to other contracts	NIL	NIL	NIL




Handwritten initials 'MY' in the bottom left corner.

Profit / Loss on Repossession Contracts	NIL	NIL	NIL
Cumulative collection efficiency ratio (CCER)	NIL	NIL	NIL

B7. Details of overdue loans				
Assets Class-1				
Particulars	Total overdue	Overdue upto 90 days	Overdue 91 to 180 days	Overdue > 180 days
Number of loans	NIL	NIL	NIL	NIL
Principal overdue	NIL	NIL	NIL	NIL
Interest overdue	NIL	NIL	NIL	NIL
Future principal due of overdue loans	NIL	NIL	NIL	NIL
Future interest due of overdue loans	NIL	NIL	NIL	NIL

B7. Details of overdue loans				
Assets Class-2				
Particulars	Total overdue	Overdue upto 90 days	Overdue 91 to 180 days	Overdue > 180 days
Number of loans	NIL	NIL	NIL	NIL
Principal overdue	NIL	NIL	NIL	NIL
Interest overdue	NIL	NIL	NIL	NIL
Future principal due of overdue loans	NIL	NIL	NIL	NIL
Future interest due of overdue loans	NIL	NIL	NIL	NIL

B7. Details of overdue loans				
Total				
Particulars	Total overdue	Overdue upto 90 days	Overdue 91 to 180 days	Overdue > 180 days
Number of loans	NIL	NIL	NIL	NIL
Principal overdue	NIL	NIL	NIL	NIL
Interest overdue	NIL	NIL	NIL	NIL
Future principal due of overdue loans	NIL	NIL	NIL	NIL
Future interest due of overdue loans	NIL	NIL	NIL	NIL



C. Tranche level details (Provide details for every tranche under the pool)

Note:- The tranches are defined as A1 Tranche, A2 tranche, etc. for illustration purposes. The tranches are required to be named as in the offer document

C1. General details		
Particulars	A2 Tranche	A3 Tranche
Number of PTCs	N.A	N.A
Original collateral	Rs. 33.71 Crore	Rs. 79.85 Crore
Current collateral	Rs. 29.72 Crore	Rs. 79.85 Crore

C2. Principal payments		
Particulars	A2 Tranche	A3 tranche
Original Principal Outstanding	Rs. 33.71 Crore	Rs. 79.85 Crore
Opening Principal outstanding	Rs. 33.71 Crore	Rs. 79.85 Crore
<i>Principal payments made</i>	Rs. 3.99 Crore	NIL
<i>Principal payments received</i>	NIL	NIL
<i>Principal excess/Shortfall</i>	NIL	NIL
<i>Closing outstanding Principal</i>	Rs. 29.72 Crore	Rs. 79.85 Crore
<i>Cumulative Principal Shortfalls</i>	NIL	NIL
Previous principal payment	-	-
Current principal payment	-	-

C3. Interest payments		
Particulars	A2 Tranche	A3 tranche
Original Interest Outstanding	NIL	NIL
Opening interest outstanding	NIL	NIL
<i>Interest payments due(Senior NCDs)</i>	Rs. 0.3256 Crore	Rs. 0.7711 Crore
<i>Interest payments received(Senior NCDs)</i>	Rs. 0.3256 Crore	Rs. 0.7711 Crore
<i>closing interest Outstanding</i>	NIL	NIL
Previous factor (interest)	NIL	NIL
<i>Current factor (interest)</i>	NIL	NIL
<i>Current Coupon rate</i>	11.75%	11.75%
<i>Coupon amount (Senior NCDs)</i>	Rs. 0.3256 Crore	Rs. 0.7711 Crore
<i>Current Interest Shortfall</i>	NIL	NIL
<i>Cumulative Interest Shortfall</i>	NIL	NIL

C4. Credit rating			
Original Rating	[ICRA] BBB+		
Rating change (Upgraded/Downgraded/No change)	Review		
- 1st change	[ICRA] BBB+		
- 2nd change	[ICRA] BBB		
- 3rd change			
Current Rating	[ICRA] BBB		

C5. Future Cash Flows Till Maturity


Series 1B

Repayment %	FY	Date of Payment	Repayment Amount (In Rs)	Repayment Amount (In Rs million)	
9	FY 2020	31-Oct-19	79,849,658.00	79.850	
		31-Dec-19	39,924,829.00	39.925	119.774
10	FY 2021	30-Jun-20	44,360,921.00	44.361	
		31-Oct-20	88,721,842.00	88.722	
		31-Dec-20	44,360,921.00	44.361	177.444
		Total(A)	297,218,171.00	297.218	297.218

Series 1C

Repayment %	FY	Date of Payment	Repayment Amount (In Rs)	Repayment Amount (In Rs million)	
11	FY 2022	30-Jun-21	48,796,978.00	48.797	
		31-Oct-21	97,593,956.00	97.594	
		31-Dec-21	48,796,978.00	48.797	195.188
12	FY 2023	30-Jun-22	53,233,067.00	53.233	
		31-Oct-22	106,466,133.00	106.466	
		31-Dec-22	53,233,067.00	53.233	212.932
12	FY 2024	30-Jun-23	53,233,067.00	53.233	
		31-Oct-23	106,466,133.00	106.466	
		31-Dec-23	53,233,067.00	53.233	212.932
10	FY2025	25-Apr-24	177,443,554.00	177.444	177.444
		Total (B)	798,496,000.00	798.496	798.496

Total(A+B)	1,095,714,171.00	1,095.714	1,095.714
-------------------	-------------------------	------------------	------------------



D. Loan level data

D1. Loan level data																
Sr. No.	Asset Class	Original Principal balance	Current Principal balance	Interest rate- Fixed or Floating*	Current Interest Rate (in p.a.)	Original maturity of loan (in months)	Holding period by original or prior to securitization (in months)	Remaining maturity as on date (in months)	Principal payments due till date	Principal payment due for the month	Interest payments due till date	Interest payments made till date	Interest payment for the month	Overdue status 1. Not overdue 2. <90 days 3. 90-180 days 4. >180 days	If overdue, principal over due till date	If overdue, interest over due till date
1	All moveable and immoveable property of the Company	Rs 177.4436 Crore	Rs 109.57 Crore	Fixed	11.75%	9 Years, 6 Months	-	58 Months	Rs. 67.86 Crore (approx)	Nil	Rs 77.67 Crore	Rs 77.67 Crore	Rs. 1.10 Crore	NIL	NIL	NIL

*In case interest rate is fixed but maturity changes according to interest rate-mention as 'floating maturity'

***Note: We are not sure that whether this clause is applicable on our NCDs' or not. But we are filing.**



M